

AccuRibbon[®] DC Cable


A Totally Dry-Core Cable Offering Superior Handling, Faster Deployment and Broad Installation Application Support

Product Description


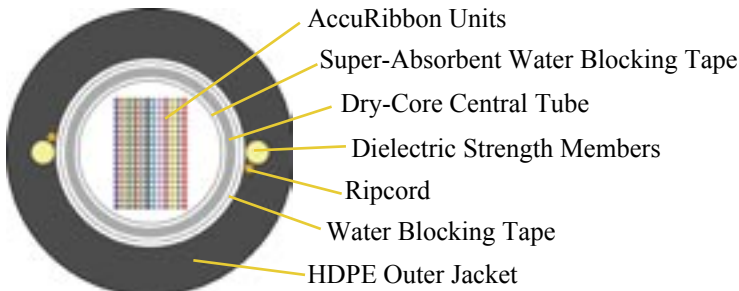
The AccuRibbon[®] DC Cable is a totally dry-core cable containing absolutely no gels or messy filling compounds allowing for significant improvements in handling and installation time. The construction of the AccuRibbon DC Cable begins with a central tube containing gel-free, water blocking tape and either from 1 to 18, 12-fiber AccuRibbon units (12 to 216 fibers) or 11-18, 24-fiber AccuRibbon units (264-432 fibers). Surrounding the central tube is an additional layer of waterblocking tape and an optional layer of armor.

Completing the construction of the AccuRibbon DC Cable is a high density polyethylene (HDPE) jacket with integrated metallic or dielectric strength members.

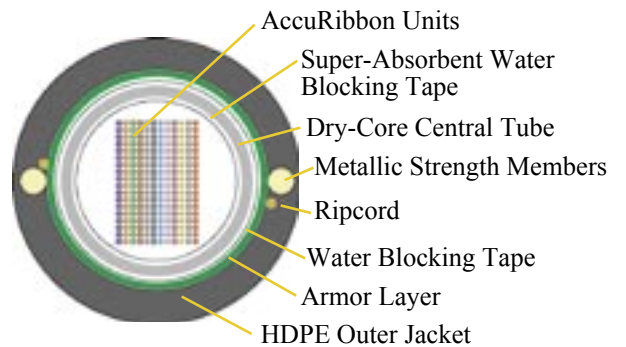
Ripcords are strategically located beneath the jacket and optional armor layer for easy cable entry.



AccuRibbon DC Cable with Dielectric Sheath



AccuRibbon DC Cable with Metallic Sheath



Why the AccuRibbon DC Cable?

With its innovative dry-core design, the AccuRibbon DC Cable is specifically engineered to streamline handling by eliminating the need to clean messy filling compounds and to improve installation time through reduced cable weight. Unlike traditional outside plant (OSP) fiber optic cables that use gels in direct contact with optical fibers, the AccuRibbon DC Cable incorporates a patented, super-absorbent tape in the central tube that results in almost effortless splice preparation and a lower overall cable weight.

Deploying the most fibers possible in a limited space and terminating them efficiently are critical in today's applications. The inherent high fiber density of AccuRibbon fiber units coupled with mass splicing and easy handling make the AccuRibbon DC Cable an ideal choice to maximize usage of duct space and get service running quickly.

The AccuRibbon DC Cable is another example of OFS' innovative spirit to deliver industry leading, fiber optic cables that are easier to handle, install and terminate.

Features and Benefits

- A totally dry-core central tube containing a super-absorbent tape that absorbs over 100 times its own weight in water
- A significantly lower cable weight for faster and easier cable deployment
- Metallic and dielectric sheath options to support aerial, underground and duct installations
- Compliancy with Telcordia and IEC specifications for reliable performance
- AccuRibbon fiber units for packing the most fibers in a limited space and streamlining customer connection
- Supports all OFS single-mode fibers, including AllWave[®] and TrueWave[®] fibers

Test and Methods

Cable Test	Test Method *	Requirement	Notes
Tensile Loading and Bending	TIA/EIA-455-33 (IEC 60794-1-E1)	90% ≤ 0.05 dB Max. Added Loss (100% ≤ 0.15 dB Max. Added Loss)	2
Cyclic Flexing	TIA/EIA-455-104 (IEC 60794-1-E6)	90% ≤ 0.05 dB Max. Added Loss (100% ≤ 0.15 dB Max. Added Loss)	2
Cyclic Impact	TIA/EIA-455-25 (IEC 60794-1-E4)	90% ≤ 0.05 dB Max. Added Loss (100% ≤ 0.15 dB Max. Added Loss)	2
Compressive Loading	TIA/EIA-455-41 (IEC 60794-1-E3)	90% ≤ 0.05 dB Max. Added Loss (100% ≤ 0.15 dB Max. Added Loss) 440 N/cm (250 lbf/in) Load	2
Twist	TIA/EIA-455-85 (IEC 60794-1-E7)	90% ≤ 0.05 dB Max. Added Loss (100% ≤ 0.15 dB Max. Added Loss)	2
Low and High Temperature Bend	TIA/EIA-455-37 (IEC 60794-1-E11)	90% ≤ 0.05 dB Max. Added Loss (100% ≤ 0.15 dB Max. Added Loss)	2
External Freezing	TIA/EIA-455-98 (IEC 60794-1-F6)	90% ≤ 0.05 dB Max. Added Loss (100% ≤ 0.15 dB Max. Added Loss)	2
Fiber Strippability	TIA/EIA-455-178 No equivalent IEC procedure	≤9.0 N (2 lbf) on unaged and aged fiber, ≥1.0N (0.2 lbf) on unaged and aged fiber	2
Temperature Cycling	TIA/EIA-455-3 (IEC 60794-1-F1)	≤ 0.05 dB/km Mean Added Loss (≤ 0.15 dB/km Max Added Loss)	2
Cable Aging	TIA/EIA-455-3 (IEC 60794-1-F1)	≤ 0.10 dB/km Mean Added Loss (≤ 0.25 dB/km Max Added Loss)	2
Water Penetration	TIA/EIA-455-82 (IEC 60794-1-F5)	No flow after 24 hours from one meter length of cable	1
Sheath-to-Ground Dielectric Strength		≥ 20 kV for all armored metallic sheaths	2
Compound Drip	TIA/EIA-455-81 (IEC 60794-1-E14)	70°C, 24 hours duration, no drip	2

Notes: 1. Routine Requirements (RR), 2. Qualification Requirement (QR)
* OFS complies with the latest revision of the TIA/EIA Test Method (There is not exact correspondence of TIA/EIA Fiber Optic Test Procedures (FOTPs) and IEC Test Methods.)

Specifications

Metallic Sheath Specifications				
Fiber Count:	12-48	60-144	156-216	264-432
Outside Diameter - mm (in.):	13 (0.51)	15.5 (0.61)	18 (0.71)	21.3 (0.84)
Cable Weight - kg /km (lb/kft):	163 (110)	218 (147)	248 (166)	336 (225)
Dielectric Sheath Specifications				
Fiber Count:	12-48	60-144	156-216	264-432
Outside Diameter - mm (in.):	13 (0.51)	15.5 (0.61)	18 (0.71)	21.3 (0.84)
Cable Weight - kg /km (lb/kft):	117 (78)	163 (110)	200 (134)	284 (190)
Handling				
Fiber Count:	12-48	60-144	156-216	264-432
Minimum Bend Diameter with Load - cm (in.):	52 (21)	62 (25)	72 (29)	87 (34)
Minimum Bend Diameter without Load - cm (in.):	26 (11)	31 (13)	36 (15)	87 (34)
Maximum Pulling Load (all fiber counts) - kN (lb):	2.7 (600)			
Maximum Operational Load (all fiber counts) - kN (lb):	0.8 (180)			
Temperature (all fiber counts)				
Installation:	-30°C to 60°C (-22°F to 140°F)			
Operation:	-40°C to 70°C (-40°F to 158°F)			
Storage:	-40°C to 75°C (-40°F to 167°F)			

Ordering Information

Cable Codes		
Single-Mode AllWave fiber	Metallic Sheath	Dielectric Sheath
12 f ribbon based (12-216)	A3SX-NNN-BXD	A33X-NNN-BXD
	A3SX-NNN-BXC	A33X-NNN-BXC
24 f ribbon based (264-432)	A4SX-NNN-BXD	A43X-NNN-BXD
	A4SX-NNN-BXC	A43X-NNN-BXC
Maximum Reel Length: (12-216 fibers) 7.5 miles (12 km)		
(264-432 fibers) 3.8 miles (6 km)		
NNN = number of fibers		
BXC = 0.35 / 0.25 dB/km at 1310 / 1550 nm		
BXD = 0.40 / 0.30 dB/km at 1310 / 1550 nm		
Available with AllWave and TrueWave fibers and other fiber types. Other transmission characteristics are available on a special order basis.		

This document is for informational purposes only and is not intended to modify or supplement any OFS warranties or specifications relating to any of its products and services.

For additional information please contact your sales representative. You can also visit our website at <http://www.ofsoptics.com> or call 1-888-fiberhelp.

Copyright © 2003 OFS
All Rights Reserved.

AllWave, TrueWave, and AccuRibbon are registered trademarks of Fitel USA Corp.

OFS
Marketing Communications

osp-129-0303

